

NANDOBEAM-S9



AYRTON
Digital Lighting


NANDOBEAM-S9 AUTOMATED LUMINAIRES

NANDOBEAM™S9 luminaire is the latest development and the most powerful fixture in the NANDOBEAM™ product line. Equipped with a new-generation power supply offering over 95% total output efficiency, this power feature enables the highly compact luminaire to use its LED sources continuously at full power without any loss of performance.

NANDOBEAM™S9 is equipped with fifty-five high-performance Osram 15 Watt RGBW LED emitters arranged in rings around a central LED which is independently controllable to give a multitude of graphic effects possibilities.



AYRTON™ has put utmost care into the design and selection of materials when it developed its 5:1 optical zoom. AYRTON™ has equipped the luminaire with a solid cluster of 55 lenses to help reduce its diameter and optimize its design. A double honeycomb system has been introduced to enhance contrast and eliminate stray reflections. The wide 8° to 40° adjustable zoom-spread makes NANDOBEAM™S9 highly versatile. NANDOBEAM™S9 is fitted with an active cooling system that uses heat transfer fluid with phase change to enable heavy use under extreme conditions.





OPTICS

- Motorized linear zoom system, ratio 5:1
- Beam aperture: 8° to 40°
- High-efficiency optical system

LIGHT SOURCE

- 55 multi-chip 15 Watt LED sources
- Light output: up to 12,000 lumen
- Luminous intensity: 300,000 cd (narrow angle)
- Rated sources life: up to 50,000 hours
- Flicker free sources management, suitable for TV applications and all video recorded events

MOVEMENT

- Extremely accurate positioning
- Moving-head operated via either 8 or 16 bit resolution
- High-resolution stepper motors operated via microprocessors ensure extreme accuracy and smooth movements.
- Pan and tilt automatic repositioning
- Moving-head range: 540° (pan), 270° (tilt)

COLOURS

- Sophisticated 4 colours RGBW mixed, reaching high Colour Rendering Index
- Uniform light beam with no colour shadows, and rich saturated and pastel colour-hues
- 4.29 billion colours (8 bit resolution)
- Virtual colour wheel, including most usuals white colour temperature presets
- Dynamic colour macro effect with variable speed

DIMMER / STROBE

- Electronic dimmer, allowing perfect light adjustment from 0 to 100% without colour variation
- White or colour strobe effect, with speed adjustment from 1 to 25 flashes per second

SOFTWARE FACILITIES

- Local DMX addressing of the luminaire and its optional parameters through its built-in LCD panel control
- Remote DMX addressing of the luminaire and its optional parameters through a standard RDM DMX controller
- Built-in pattern effects with speed and fade controls for scenic applications
- Information menu including hour counter, temperature, software version

HARDWARE FACILITIES

- Graphic LCD display for addressing and special functions settings, with flip function
- 6 menu buttons to set the functions
- Over temperature protection
- Integrated LumenRadio's wireless CRMX RDM receiver
- XLR 5 pin male and female connectors for DMX connection
- Ethercon RJ45 IN / OUT connectors for ArtNet & sACN connection
- PowerCON TRUE1 male and female connectors for power connection

CONTROL

- DMX 512 protocol, through DMX cable or wireless system
- DMX-RDM compatible
- Stand-alone mode and Master/Slave modes
- ArtNet & sACN protocol through Ethernet cable
- Local control panel, with LCD display
- Choice of 3 DMX modes (from 17 to 36 DMX channels)

POWER SUPPLY

- Electronic supply with active PFC
- 110 to 240 Volts – 50/60Hz
- Power 975 Watt max

COOLING SYSTEM

- Advanced cooling system based on heatpipe technology
- Self adjusting variable speed fans for quiet operation (Auto mode)
- Selectable auto, stage & studio ventilation modes
- Safety protection against temperatures excesses

HOUSING

- Moving-head skeleton made of aluminium and steel metal plates
- Heatsinks in aluminium and copper, satin finish
- Moulded covers in self-extinguishing fire retardant ABS PC (V0 class)
- Two sides handles for transportation
- Four strong wide feet for better stability
- IP20 protection rating
- Exterior finish: black (Carbon)

INSTALLATION

- Fastening brackets system: two Omega ¼ turn brackets designed for use with standard clamps
- Mounting points: eight ¼ turn locking fittings allowing installation of Omega brackets on luminaire
- Safety cable attachment point

OPERATING PARAMETERS

- Operating positions: all (device on floor or fixed to a support)
- Maximum permitted ambient temperature (Ta max): 45°C (113°F)
- Minimum permitted ambient temperature (Ta min): -10°C (14°F)
- Minimum usage distance: 2.0 m (6.56 ft)

COMPLIANCE

EU (EMC)

- EN 55015 (2006) - EN 55015 A2 (2009)
- EN 61547 (2009) - EN 61000-3-2 (2006)
- EN 61000-3-2 A2 (2009) - EN 61000-3-3 (2008)

EU (LVD)

- EN 60598-1 (2008) - EN 60598-2-17 (1989)
- EN 60598-2-17 A2 (1991)

SIZE



- Product: 412 x 546 x 307 mm (l x h x d)
- Flight-case foam: 510 x 590 x 370 mm (l x h x d)

WEIGHT

- Product: 21.1 KG

PRODUCT CODES

- 013550: NANDOBEAM-S9 AUTOMATED LUMINAIRE





www.ayrton.eu